

# LOOKING INTO RECENT CHANGES IN EARLY CHILDHOOD DEVELOPMENT IN VENTURA COUNTY: *WHAT THE CURRENT DATA TELL US?*

Jamshid Damooei, PhD  
Professor and Chair  
Department of Econ, Finance & Accounting  
Co-Director of the Center for Leadership and Values  
School of Management  
California Lutheran University.

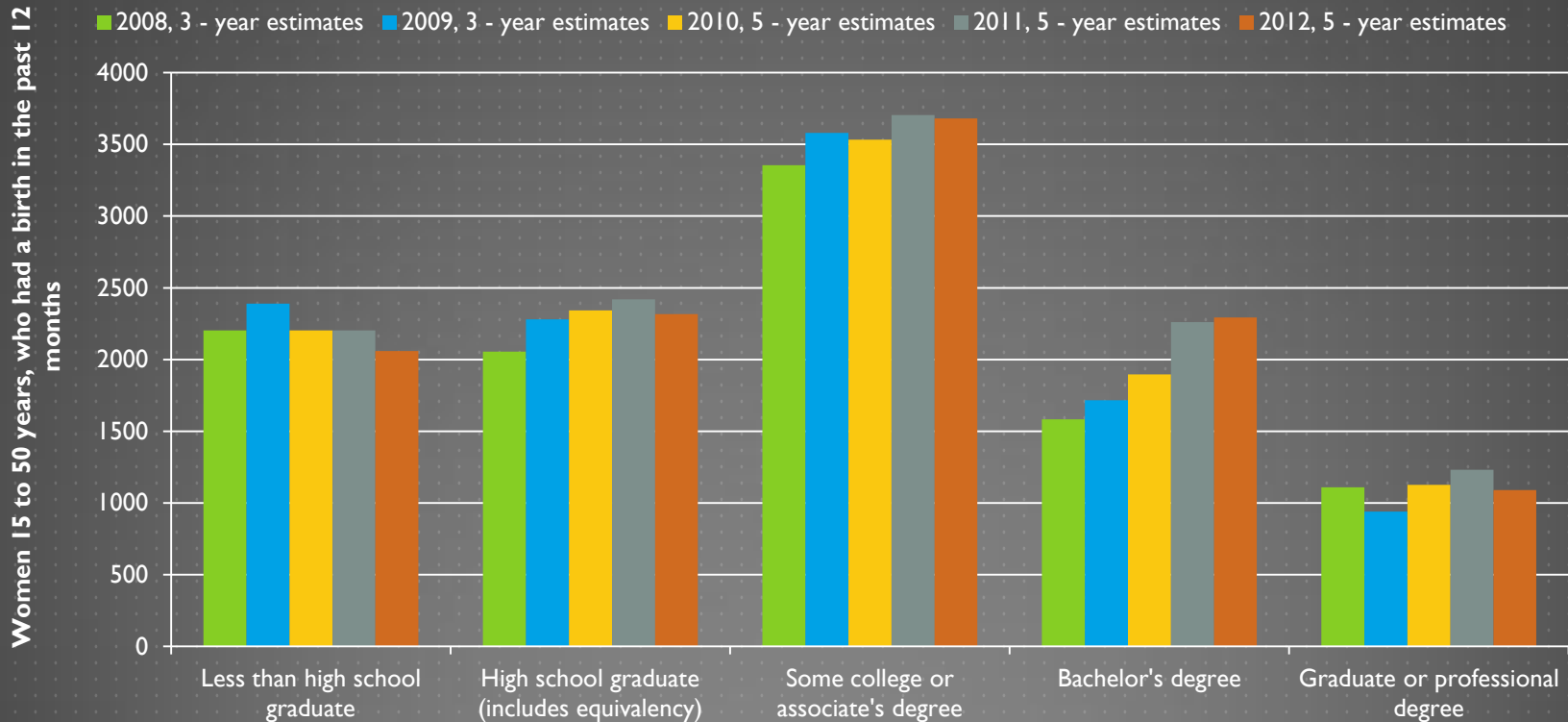
**Presented to First 5 Ventura County Commission,  
November 20<sup>th</sup>, 2014**

# CONTENTS

- ▶ What Changed & in What Direction?
  - ▶ The Good News to Be Satisfied With
  - ▶ The Bad News to Be Concerned With
- ▶ Conclusion: Important To Emphasize & Look for Solutions

# The Good News to Be Satisfied With

## Mother's Education in Ventura County, 2008-2012

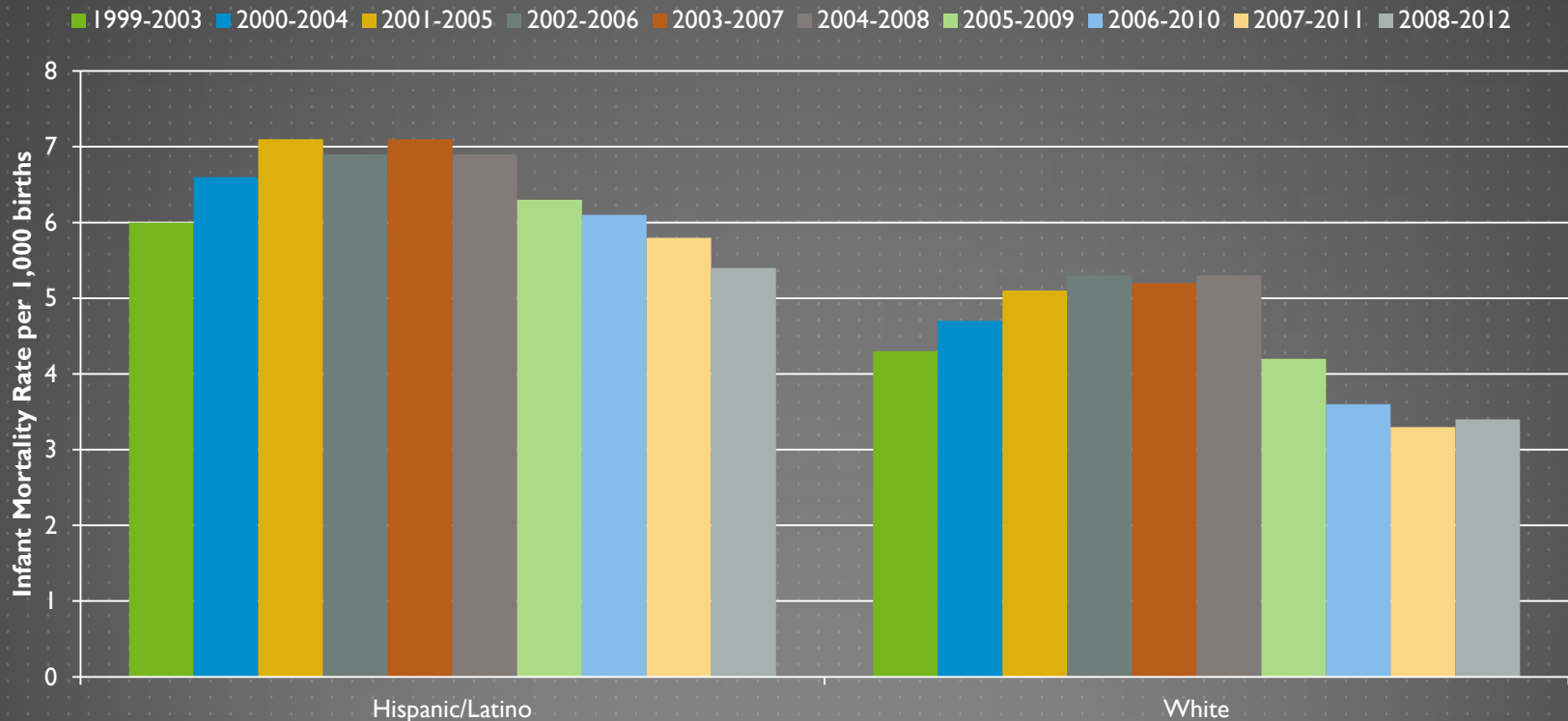


Source: American Community Survey,

[http://factfinder2.census.gov/faces/tableservices/jsf/pages/productview.xhtml?pid=ACS\\_12\\_5YR\\_B13014&prodType=table](http://factfinder2.census.gov/faces/tableservices/jsf/pages/productview.xhtml?pid=ACS_12_5YR_B13014&prodType=table)

# The Good News to Be Satisfied With

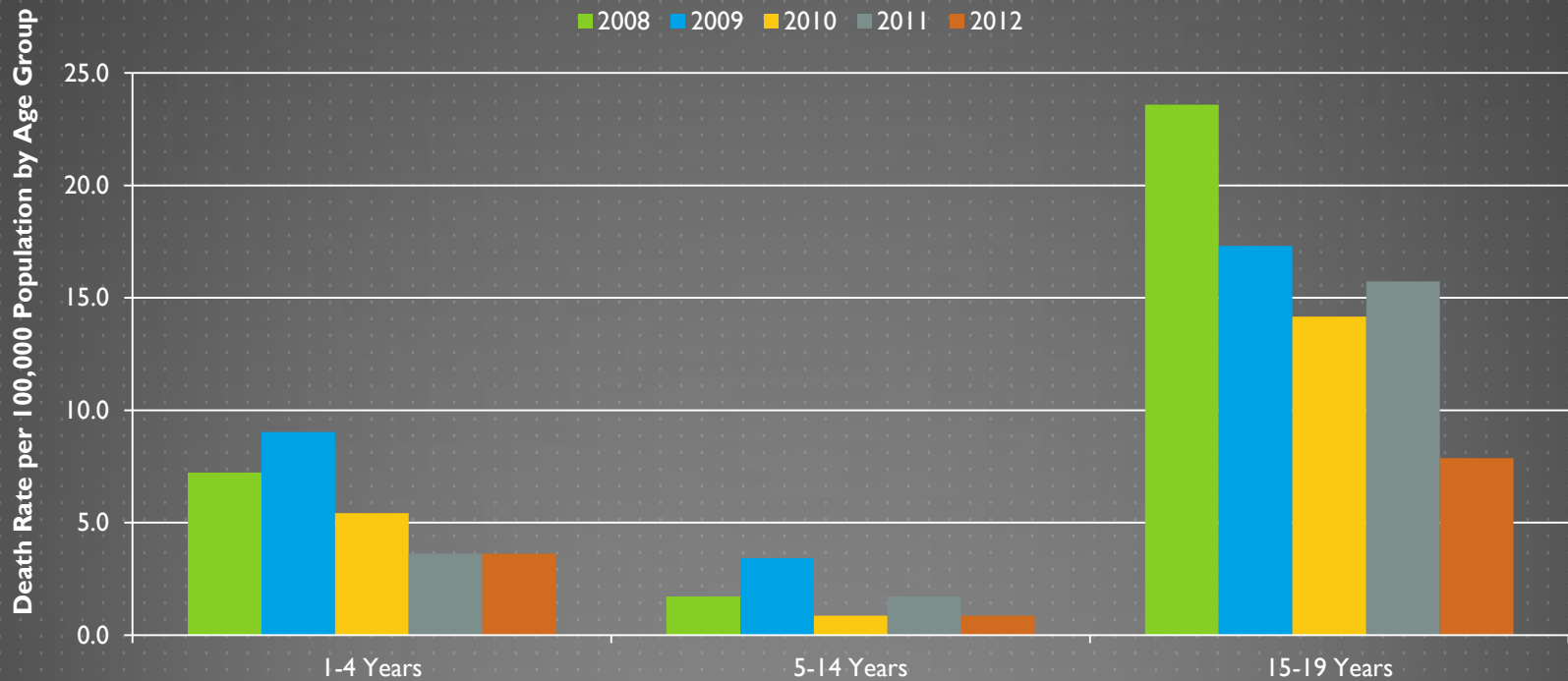
## Infant Mortality Rate in Ventura County by Race, 1999-2012



Source: A program of Lucile Packard Foundation for Child Health, Infant Mortality Rate, by Race/Ethnicity, <http://www.kidsdata.org/topic/295/infantmortality->

# The Good News to Be Satisfied With

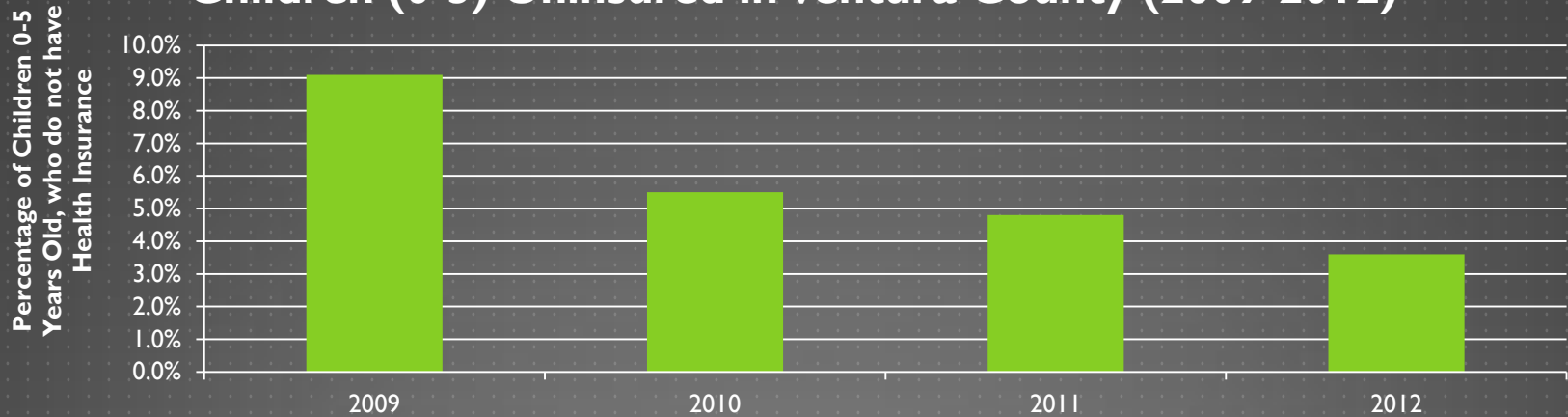
## Childhood Accidental Death Rate per 100,000 Population by Age Group in Ventura County, 2008-2012



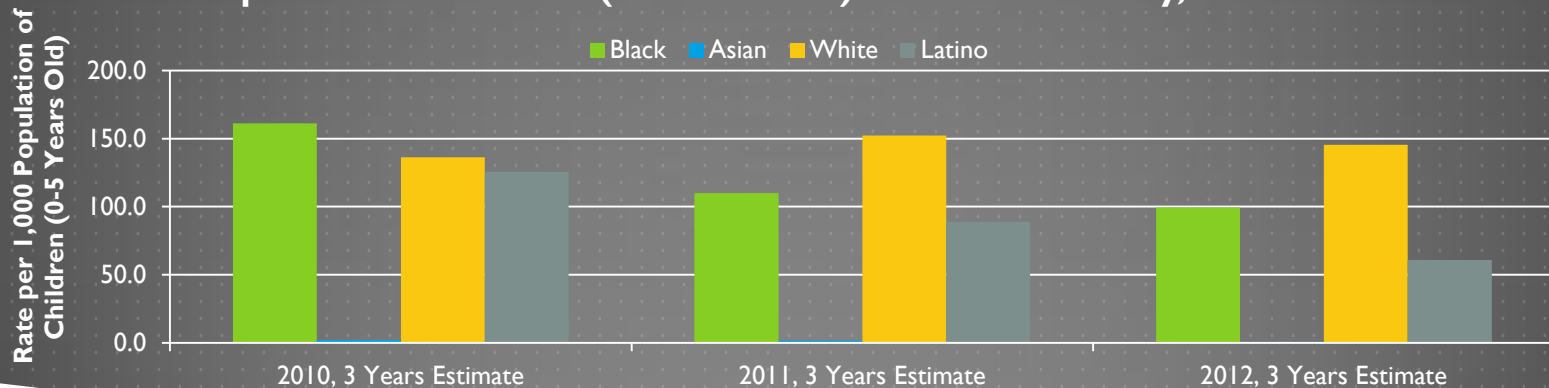
Source: Accidental Death Cases - A program of Lucile Packard Foundation for Child Health, <http://www.kidsdata.org/topic/660/childdeaths-age->

# The Good News to Be Satisfied With

## Children (0-5) Uninsured in Ventura County (2009-2012)

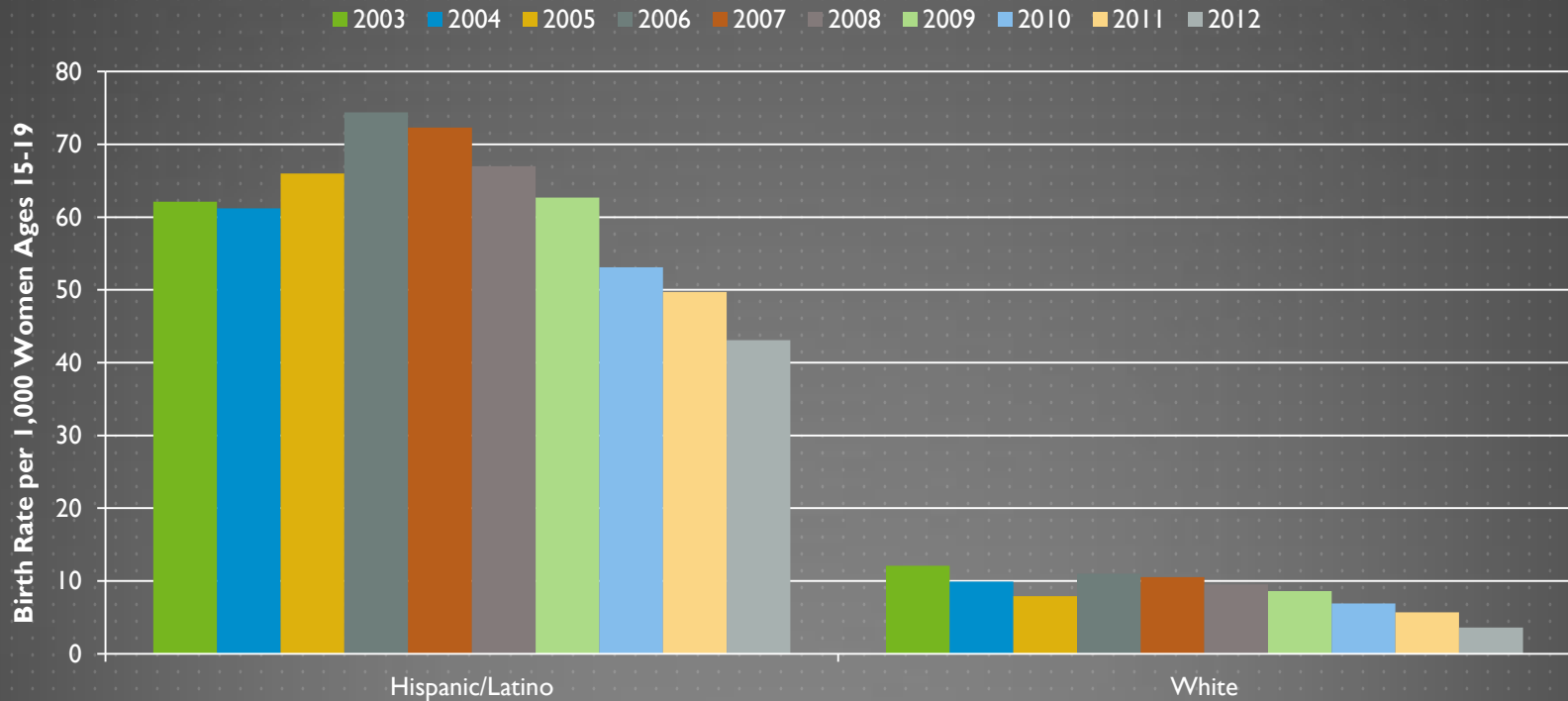


## Rate of Uninsured Children Across Ethnicities (0-5 Years Old) per 1,000 Population of Children (0-5 Years Old) in Ventura County, 2010-2012



# The Good News to Be Satisfied With

## Teen Birth Rate per 1,000 Women, Ages 15-19 by Race in Ventura County (2003-2012)

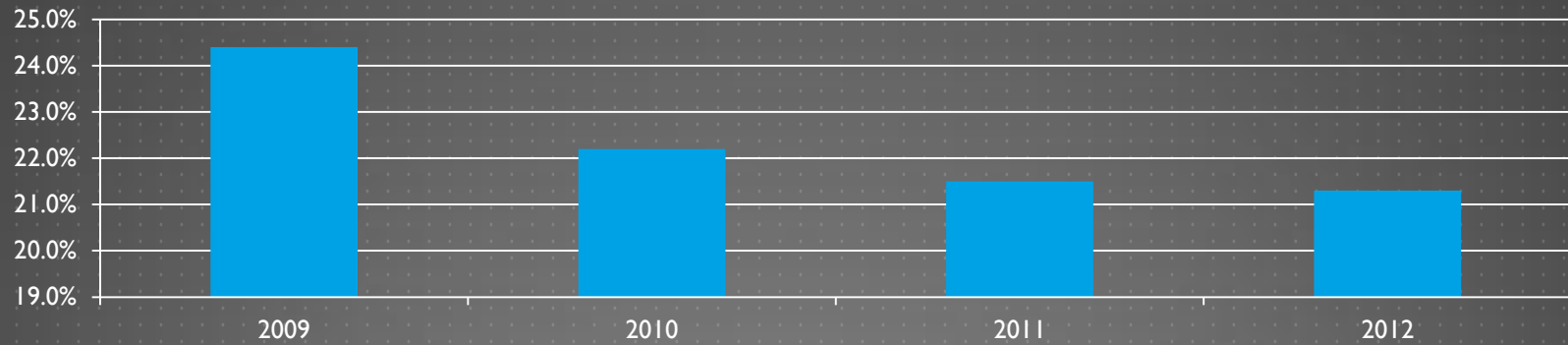


Source: A Program of Lucile Packard Foundation for Children's Health, Teen Births,

<http://www.kidsdata.org/topic/315/teenbirths->

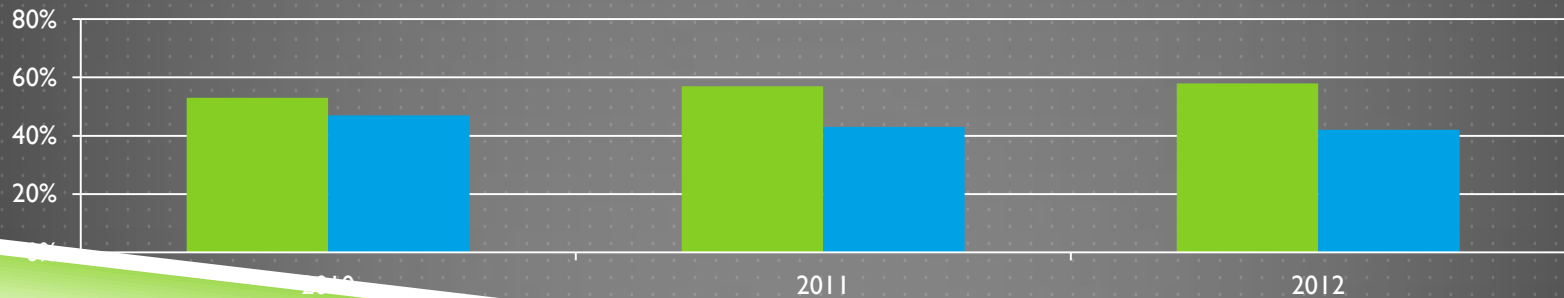
# The Good News to Be Satisfied With

## Percent of Children who Live in Food Insecure Households (2009-2012)



## Food Insecurity by Income (2010-2012)

- Household income below 185% of the federal poverty guideline (eligible for federal nutrition assistance)
- Household income above 185% of the federal poverty guideline (not eligible for federal nutrition assistance)



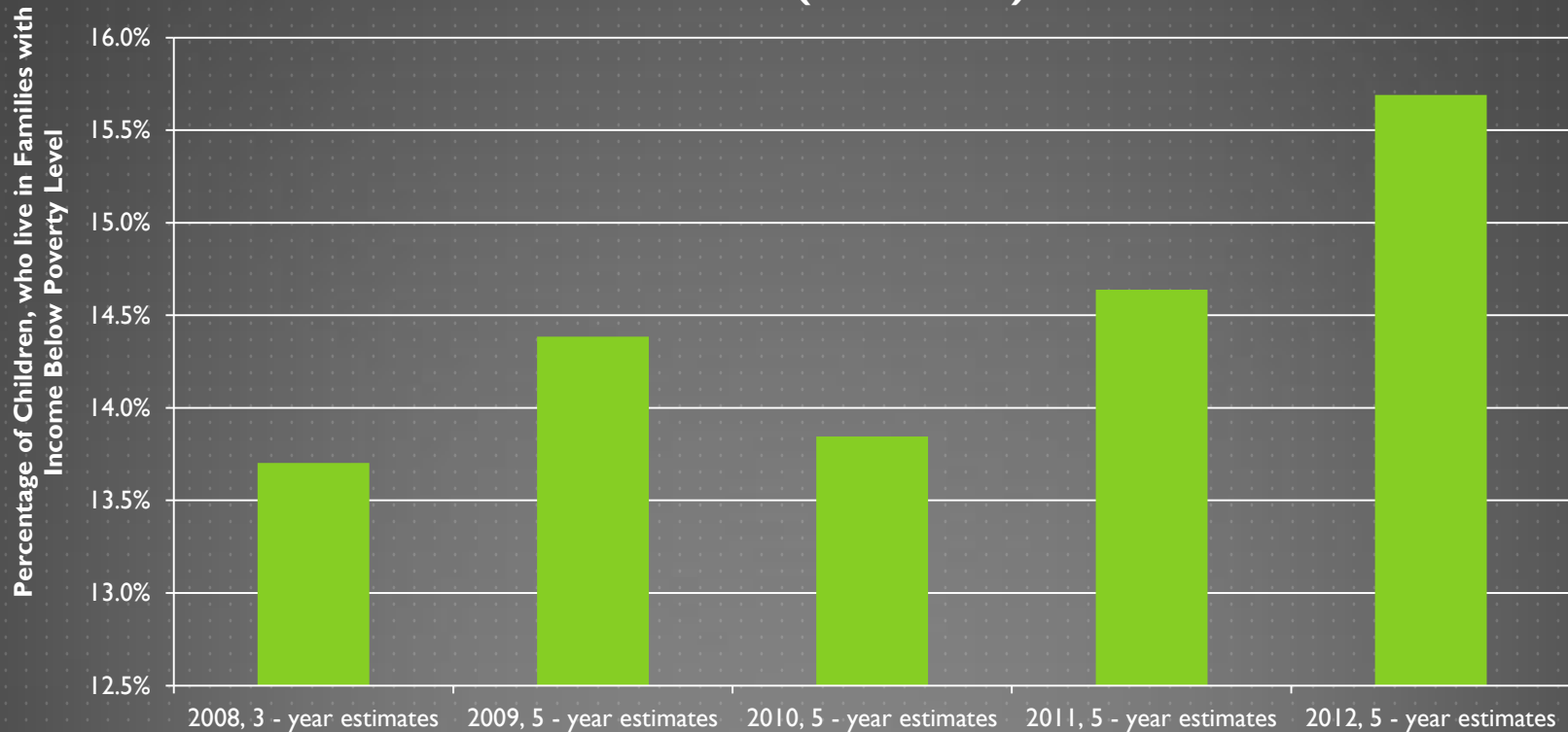
Source: A Program of Lucile Packard Foundation For Children's Health,

<http://www.kidsdata.org/topic/764/food-insecurity/table#fmt=1168&loc=363&tf=37&sortColumnId=0&sortType=asc>



# The Bad News to Be Concerned With

## Percentage of Children in Poverty in Ventura County, 2008-2012 (All Races)

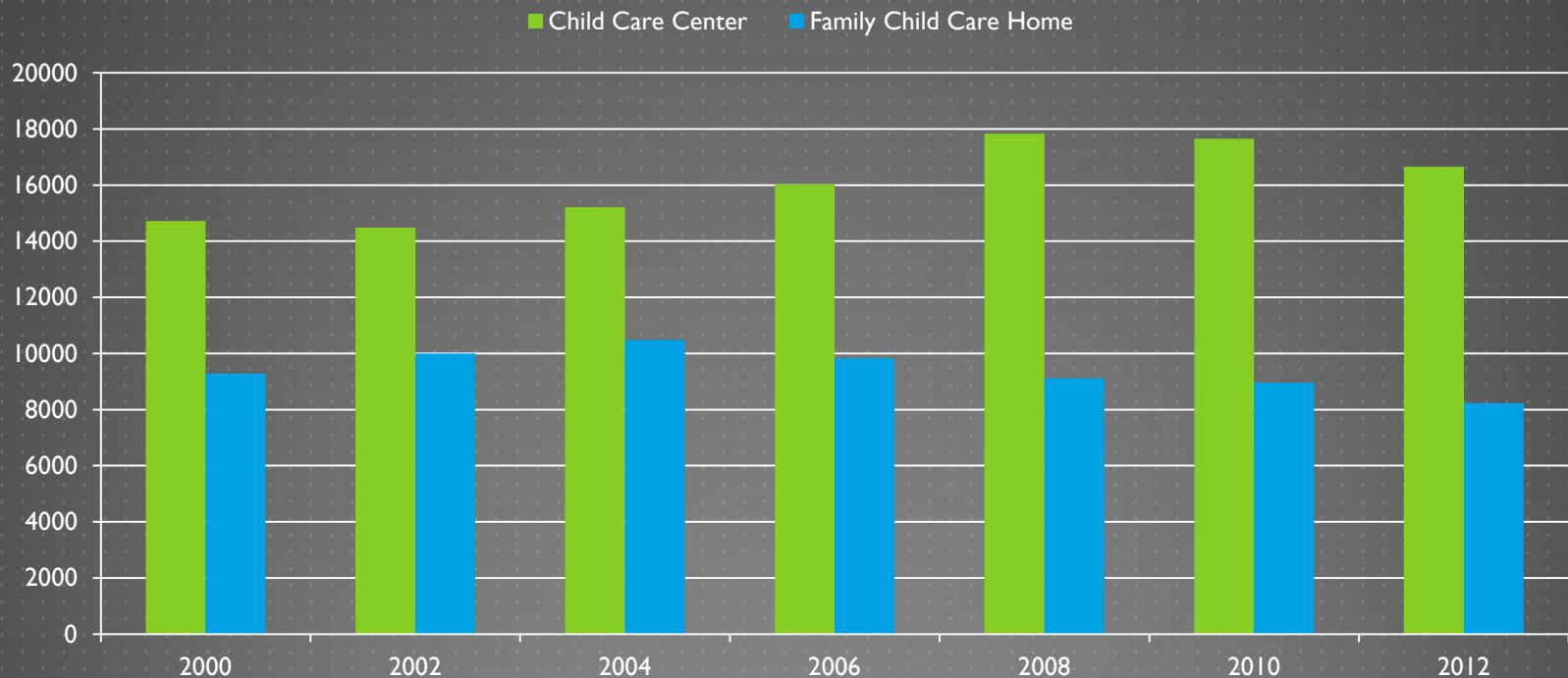


**Sources: Source: American Community Survey,**

[http://factfinder2.census.gov/faces/tableservices/jsf/pages/productview.xhtml?pid=ACS\\_12\\_5YR\\_B17001&prodType=table](http://factfinder2.census.gov/faces/tableservices/jsf/pages/productview.xhtml?pid=ACS_12_5YR_B17001&prodType=table)

# The Bad News to Be Concerned With

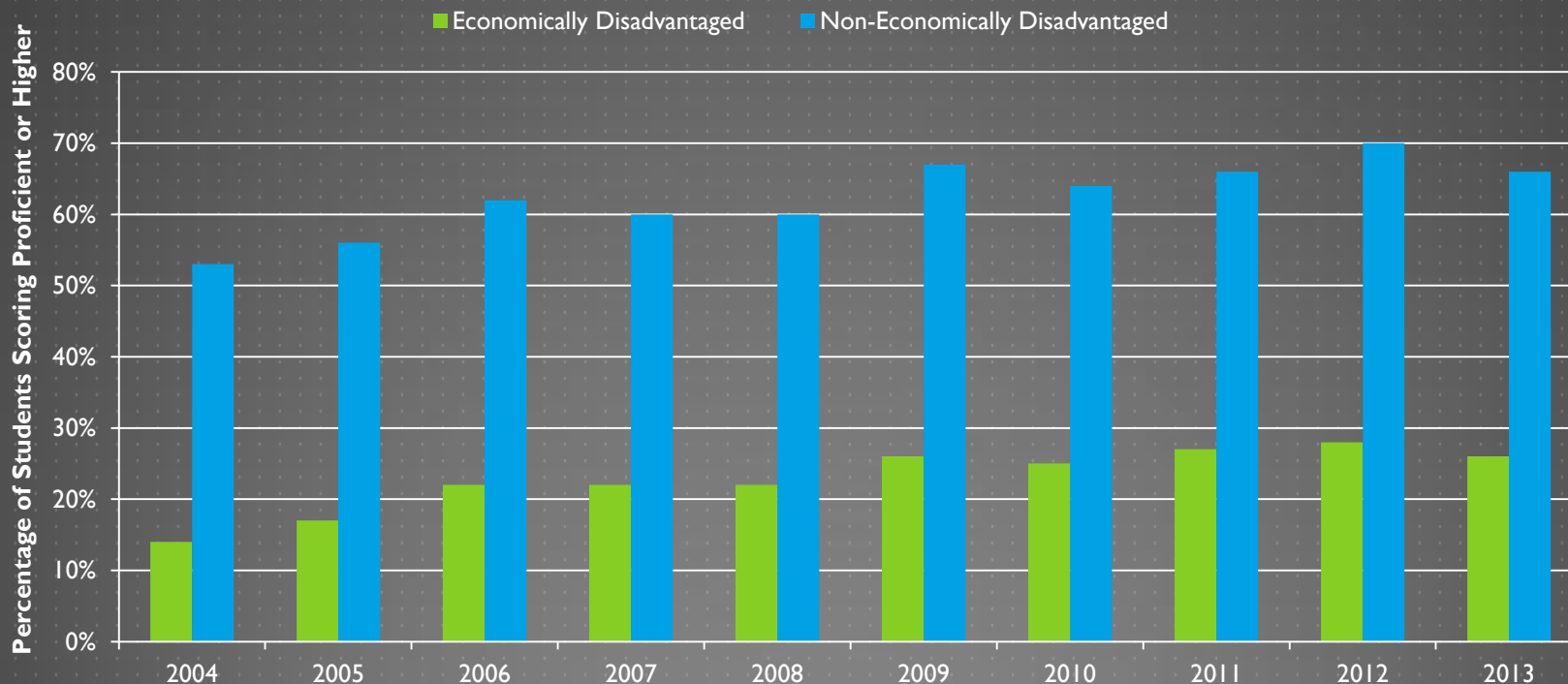
## Early Education/ Preschool Spaces for Ages 0-5 in Ventura County



Source: A Program of Lucile Packard Foundation for Children's Health, Number of Child Care Slots, <http://www.kidsdata.org/topic/101/childcare-slots-facilities/table#fmt=261&loc=363&tf=67,46,16,9,7,5,3&ch=222,223&sortColumnId=0&sortType=asc>

# The Bad News to Be Concerned With

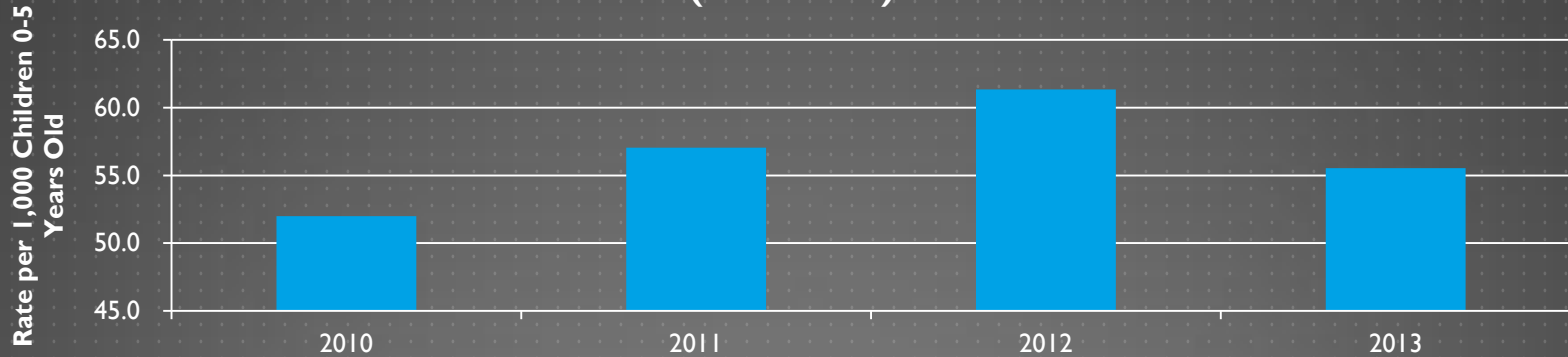
## 3rd Grade Reading Score by Socioeconomic Status in Ventura County (2004-2013)



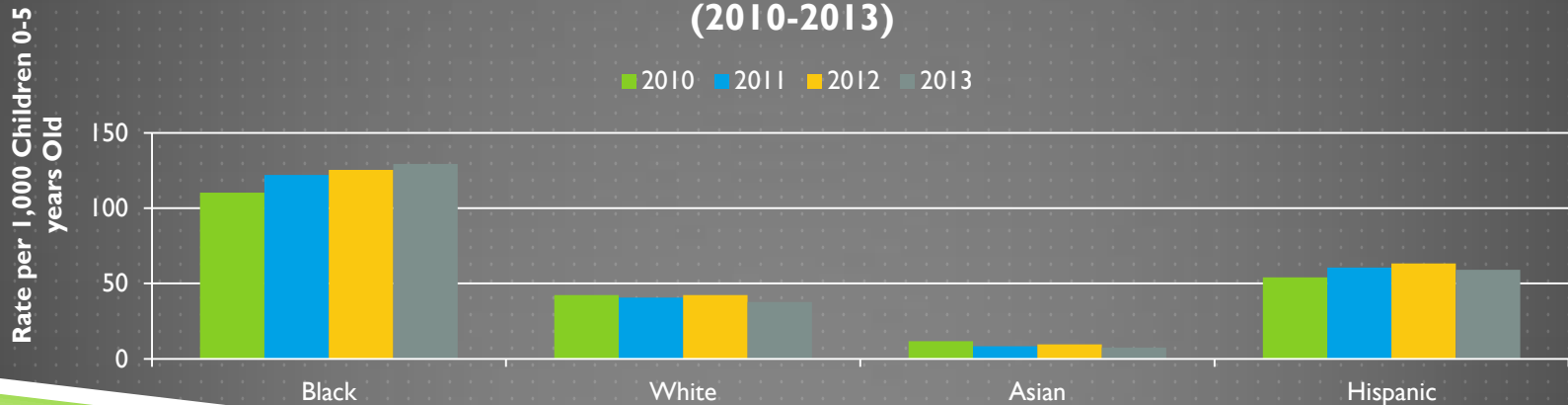
**Source:** A Program of Lucile Packard Foundation for Children's Health, Foster care, <http://www.kidsdata.org/topic/130/readingproficiency-income/table#fmt=134&loc=363&tf=73,67,64,46,37,16,10,9,8,7&ch=231,232&sortColumnId=0&sortType=asc>

# The Bad News to Be Concerned With

## Child Abuse and Neglect Rates per 1,000 Children 0-5 Years Old (2010-2013)



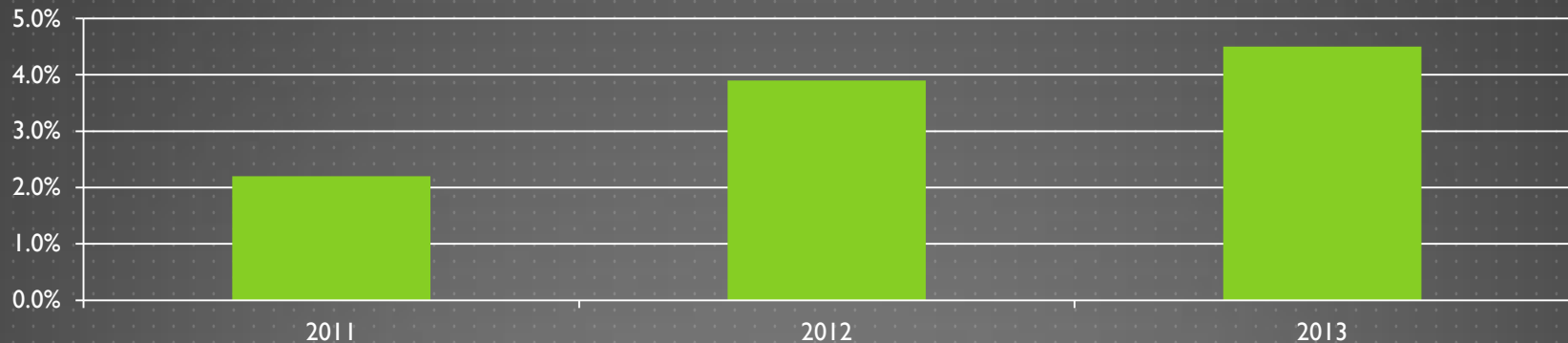
## Child Abuse and Neglect Rates per 1,000 Children 0-5 Years Old by Race (2010-2013)



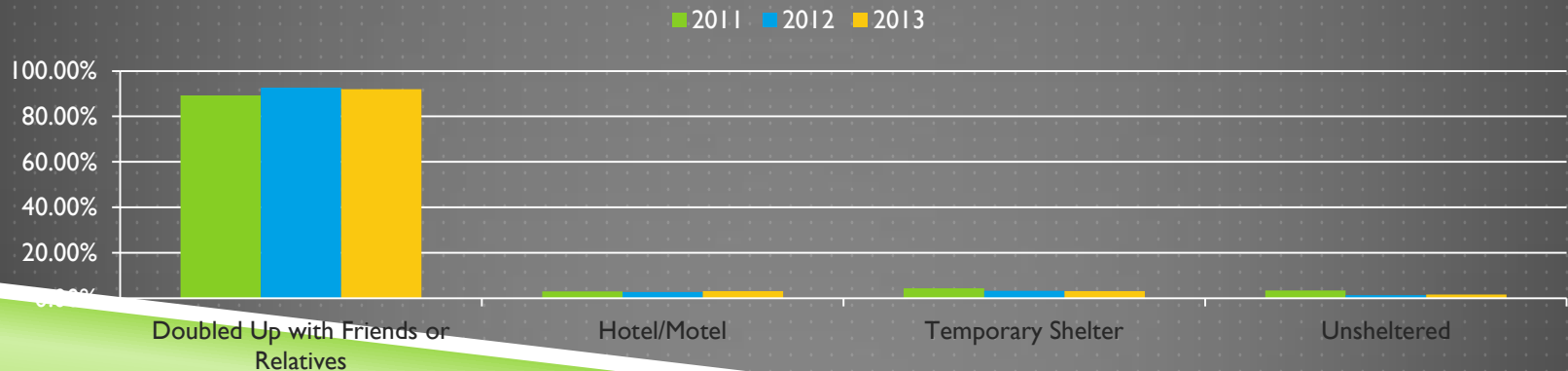
Source: California Child Welfare Indicator Project, [http://cssr.berkeley.edu/ucb\\_childwelfare/Allegations.aspx](http://cssr.berkeley.edu/ucb_childwelfare/Allegations.aspx),

# The Bad News to Be Concerned With

## Percent of Homeless Public School Students in Ventura County (2011-2013)



## Percent of Homeless Public School Students by Nighttime Residence in Ventura County (2011-2013)

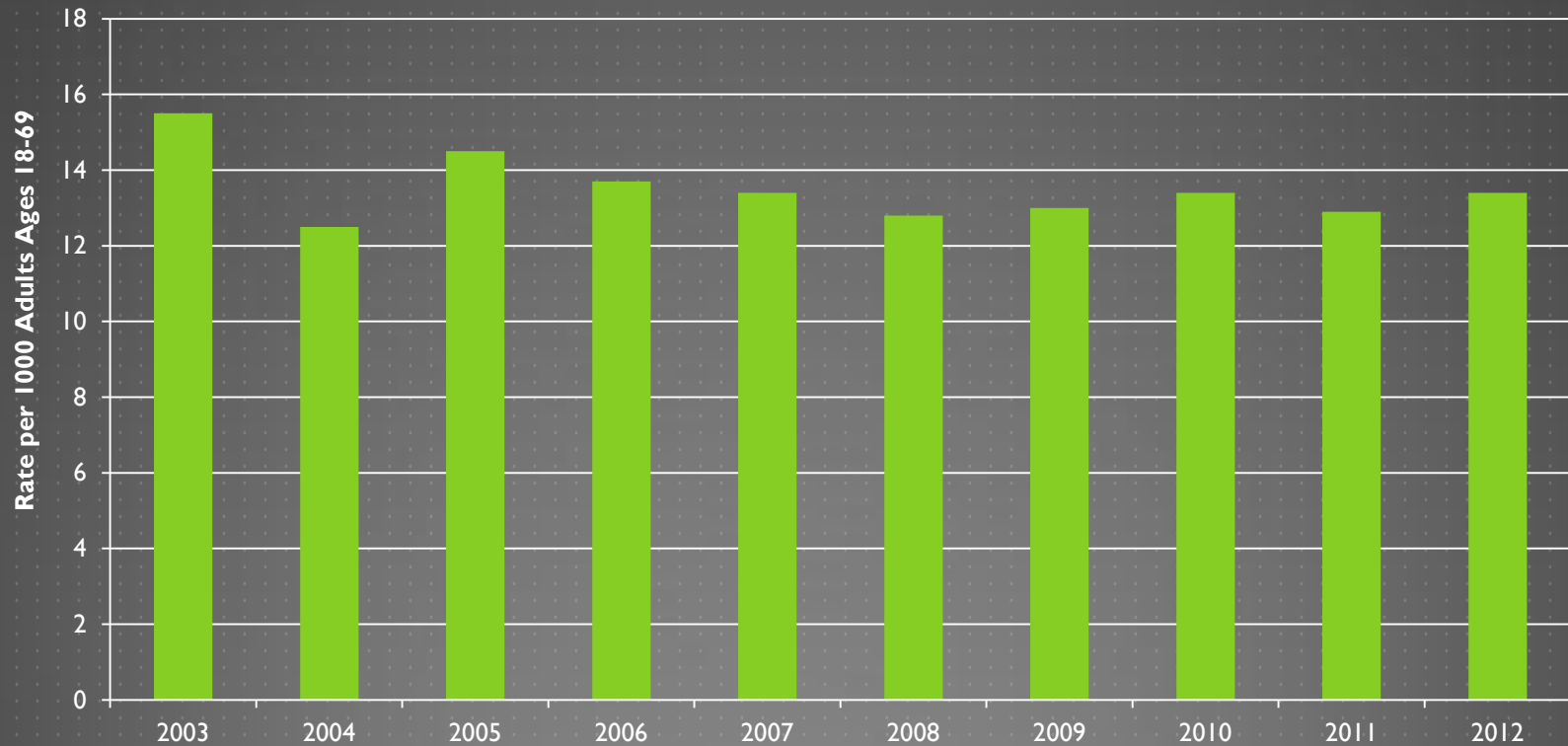


Source: A Program of Lucile Packard Foundation for Children's Health,

<http://www.kidsdata.org/topic/230/homeless-students/table#fmt=356&loc=363&tf=73,67,64&sortColumnId=0&sortType=asc>

# The Bad News to Be Concerned With

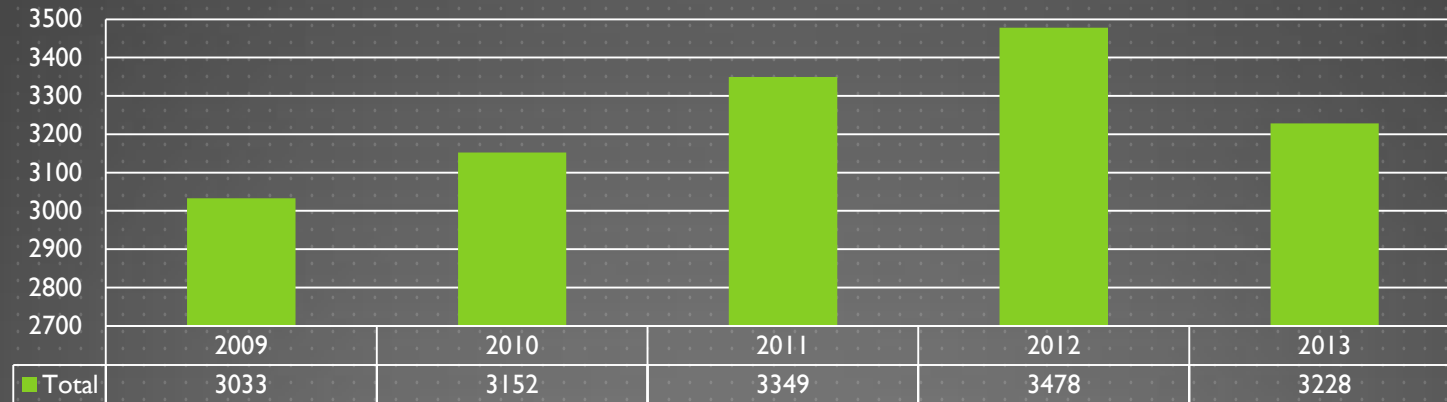
## Domestic Violence Calls for Assistance (2003 - 2012)



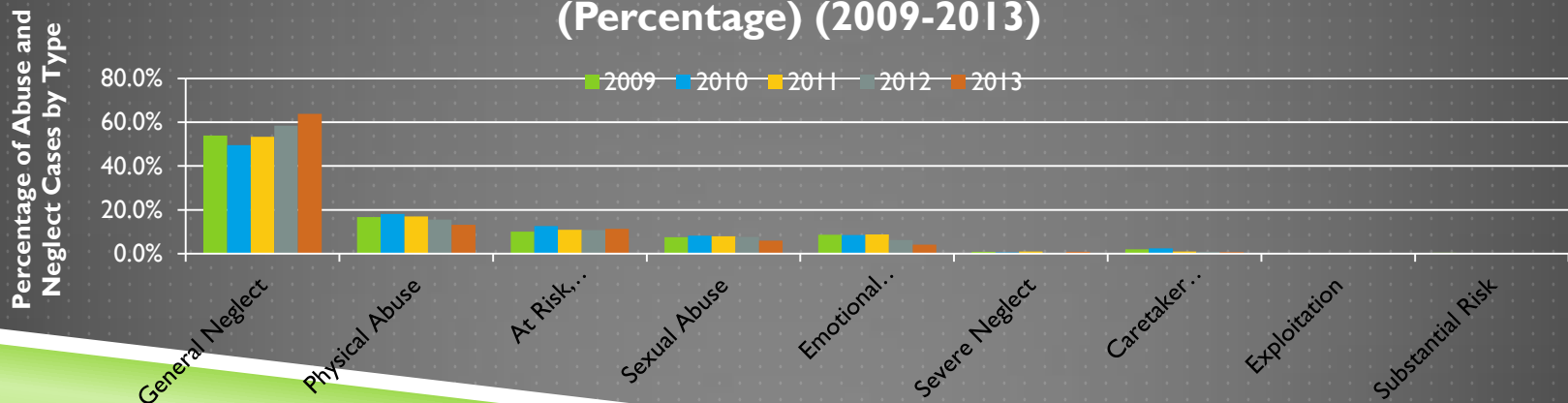
**Source:** A Program of Lucile Packard Foundation for Children's Health, Foster care,  
<http://www.kidsdata.org/topic/12/domesticviolence-rate/table#fmt=1097&loc=363&cf=67,64,46,37,16&sortColumnId=0&sortType=asc>

# The Bad News to Be Concerned With

## Adverse Child Experience in Ventura County (2009-2013)

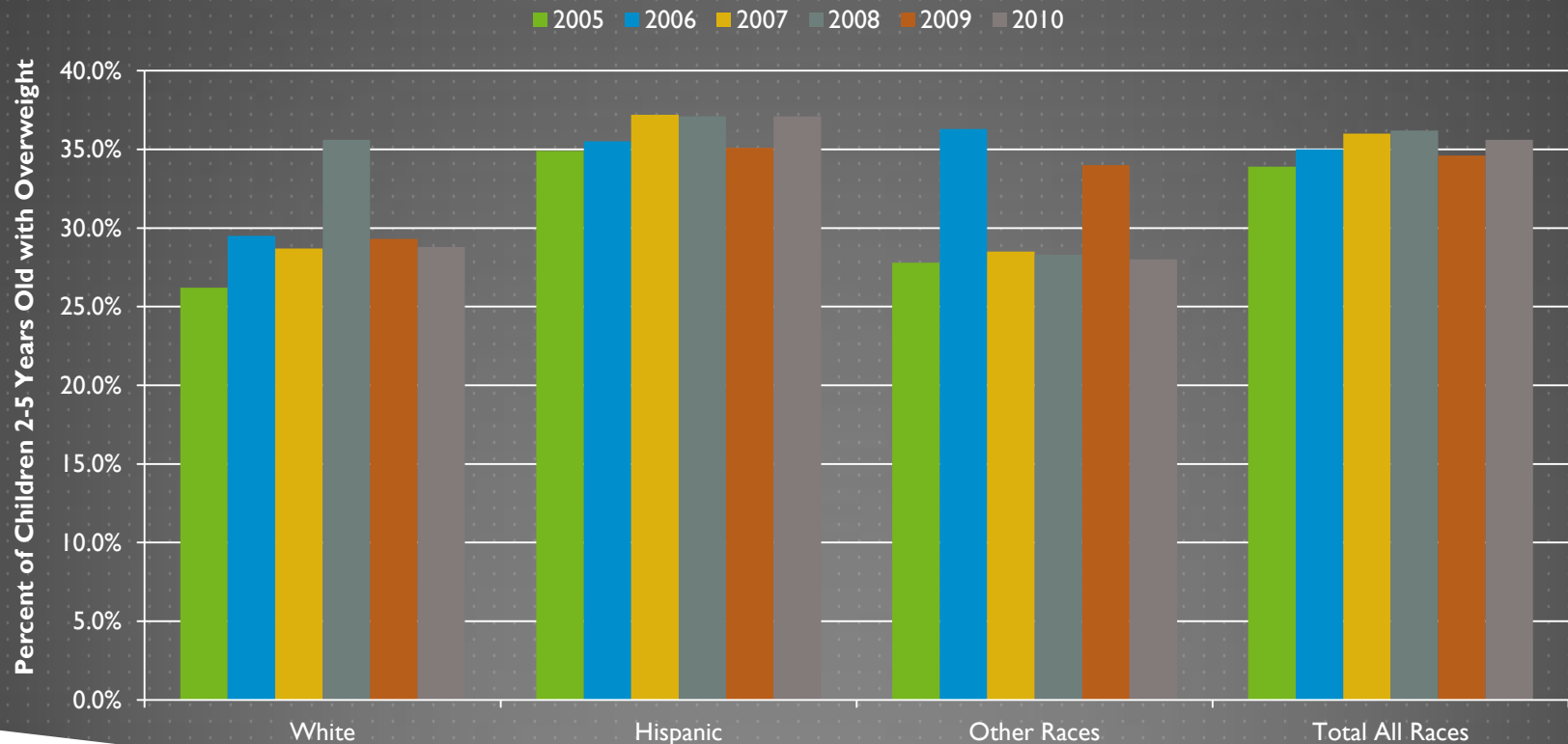


## Adverse Childhood Experiences of Children 0-5 Years Old (Percentage) (2009-2013)



# The Bad News to Be Concerned With

## Obesity Rates among Children 2-5 Years Old in Ventura County (2005-2010)

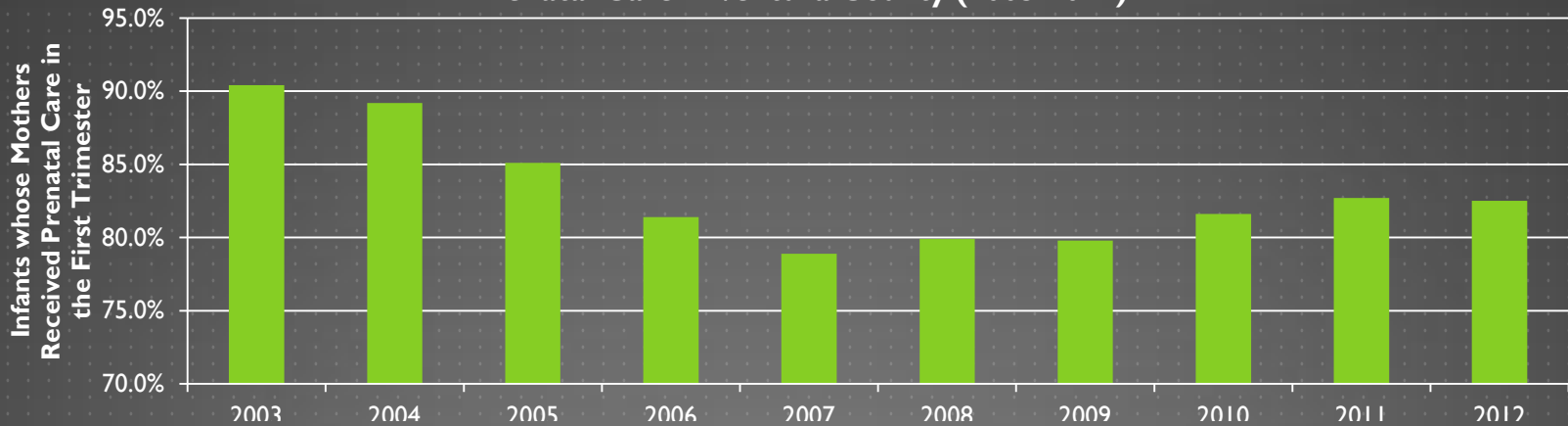


Source: California Department of Health Care Services, <http://www.dhcs.ca.gov/services/chdp/Pages/PedNSS2010.aspx>

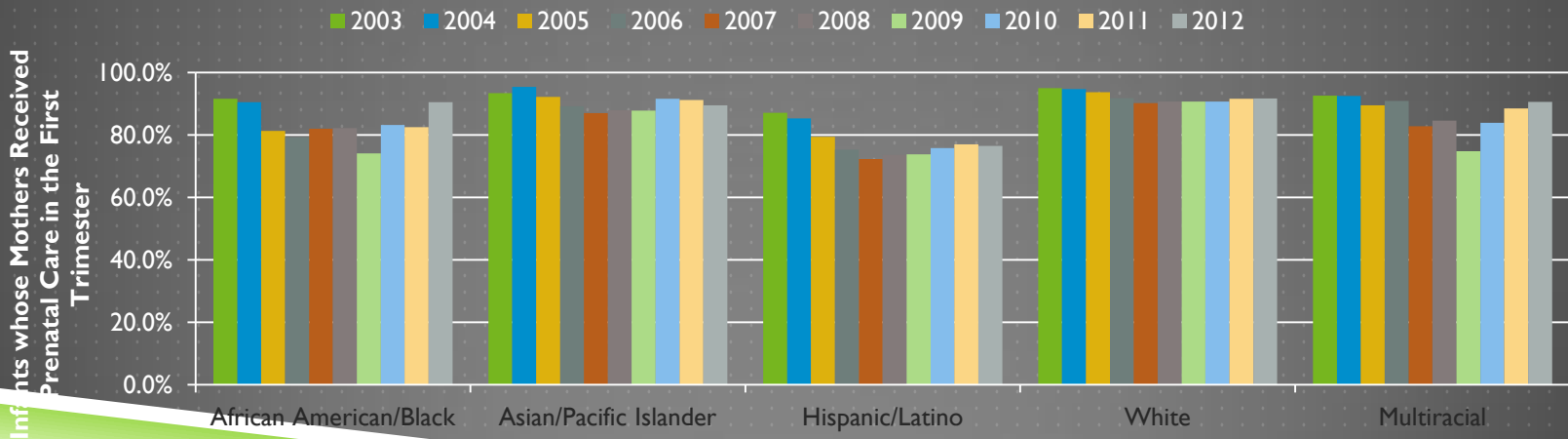


# The Bad News to Be Concerned With

Prenatal Care in Ventura County (2003-2012)



Prenatal Care in Ventura County by Race (2003-2012)



Source: A Program of Lucile Packard Foundation for Children's Health, **Infants Whose Mothers Received Prenatal Care in the First Trimester, by Race/Ethnicity,**

<http://www.kidsdata.org/topic/313/prenatalcare-race/table#fmt=95&loc=363&tf=67,64,46,37,16,10,9,8>

# CONCLUSION: IMPORTANT TO EMPHASIZE & LOOK FOR SOLUTIONS

## The Good News:

- ▶ The data presented provides some hopeful news about children in their early childhood development in the county. Education of mothers are improving in small proportions. However, such improvement is vital in the betterment of the lives of the children.
- ▶ Infant mortality and childhood accidental death are both in decline.
- ▶ Number of uninsured children is coming down and hopefully this will be the story of the past in the near future and particularly with an immigration reform that makes access to insurance possible for all the children who live in the county.
- ▶ Food insecurity improved in the county, although it has not declined at all for those children who are in families in lower income.

# CONCLUSION: IMPORTANT TO EMPHASIZE & LOOK FOR SOLUTIONS

## The Bad and the Ugly:

- The extents of the bad news are far greater and most of them stem from some fundamental and structural problems that are very challenging and hard to change.
- The root of most problems is in the prevailing socio-economic inequalities among families and their children within our county.
- **In a simple language the biggest problem of a child is growing up in a low income family. The data presented tell us:**
  - ▶ Poverty among children is growing
  - ▶ The available space for early education/ pre-schooling has not increased despite the increase in population over the last decade and a half.
  - ▶ Third grade reading as an indicator of improvement in elementary schooling remained stagnant over the last decade and it is far worse among low income children.

# CONCLUSION: IMPORTANT TO EMPHASIZE & LOOK FOR SOLUTIONS

- ▶ Child abuse and neglect is on the rise (may be because of better reporting) and it is very high among African American families (in part impacted by the small size of the population). We do not wish to make excuses for those who neglect their children but it is a known fact that child neglect is highly correlated to economic status and available economic means of the family, which is totally exacerbated by the chronic shortage and high cost of good childcare and early education centers. Research shows that poverty is a strong predictor of child abuse.
- ▶ Homelessness among public school students is a hidden reality in many of our communities. Thousands of our children who are attending public schools are homeless. A number of them end up living in temporary shelters or are unsheltered. The percentage of homeless children attending public schools is on the rise. Some 6,376 ( $141,683 \times 0.045 = 6376$ ) children attending public school in Ventura County are homeless and 510 of them live in motels, temporary shelters or are unsheltered.
- ▶ Domestic violence calls as an indicator of the prevalence of domestic violence remained unabated over the last decade.
- ▶ Childhood obesity is high and has remained high or increased and it is much higher among Hispanics.
- ▶ Prenatal care has declined substantially and it is again relatively lower among Hispanics (more than half of mothers giving birth in the county are Hispanic).

# CONCLUSION: IMPORTANT TO EMPHASIZE & LOOK FOR SOLUTIONS

- ▶ In brief, it is hard to be upbeat about the positive developments impacting the lives of the youngest and the most vulnerable group of Ventura County residents; our children in ages of 0 to 5.
- ▶ Poverty and social mobility is a pressing problem in the United States and investing in our young is by far the most economically beneficial investment, which I believe does not require any effort to convince the First 5 Ventura County Commission about.
- ▶ **The most urgent actions are to intervene where possible and to the extent workable to enhance the access of children and their families to the services they need. This requires greater resources, better coordination of efforts to increase efficient utilization of collective efforts and make more information available to all stakeholders within the county.**

THE END

Thank you.